

WHAT TO WEAR FOR A PHOTO/VIDEO SHOOT

Here are some simple tips to help you look and feel your best for your photo or video shoot! Use this guide to find your photoshoot attire. The best outfit matches these guidelines and makes you feel comfortable.

Preferred

- UF/IFAS branded apparel
- Solid colors
- Bring additional branded shirt or jacket if possible



No UF/IFAS branded apparel? Choose these:

- Solid colors, especially jewel tones & pastel/pale colors



Example:

- Well fitted attire, clothing should not wrinkle or gap around your neck, arms, etc.
- Subtle patterns, best used as an accent (patterned tie, etc.)






Avoid

- The University Athletic Association gator head logo
- Loud patterns or tight lines. This can give the illusion of a wider body and can cause a moire effect in the camera.
- Turtlenecks, low cut, or sleeveless shirts
- Athletic workout clothes
- Neon/fluorescent colors, white, yellow, red, and orange



- Baggy clothing
- Words or prominent logos



Tips and Reminders

- Be mindful of visible undergarments
- When it's time for the shoot, remove wallets, cellphones and keys from your pockets for a neat look
- Please remove sunglasses and nametags as they can be reflective
- Have fun!